

DATAPOINTS

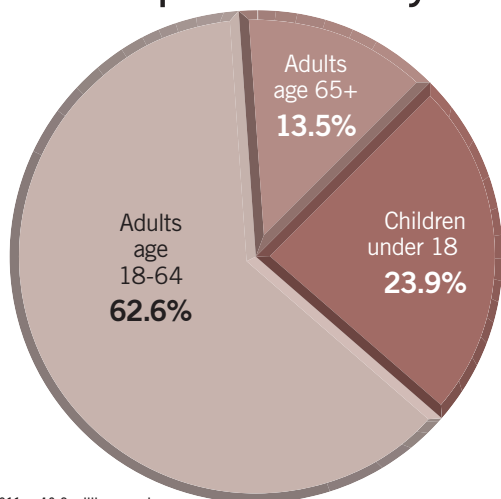
Household Incomes Decline, Poverty Rates Flat

The median household income fell slightly in 2011, continuing a trend that began with the Great Recession of 2008, although poverty rates remained about flat from a year ago, according to a report last week from the U.S. Department of Commerce. The report, based on U.S. Census data, noted that about 46.2 million people were living in poverty in 2011 — with income of about \$23,000 or less — or about 15% of the population, down from 15.1% in 2010. That compares with a poverty rate of about 12.2% in the year 2000.

The median annual household income was \$50,054 in 2011, down from \$50,831 in 2010, and off 8.1% from the all-time high of \$54,489 in 2007. Participation in the Supplemental Nutritional Assistance Program (formerly Food Stamps) has increased about 70% in that time, with more than 44.7 million Americans now enrolled, according to the U.S. Department of Agriculture.

SOURCE: U.S. Departments of Commerce, Labor and Agriculture

People in Poverty

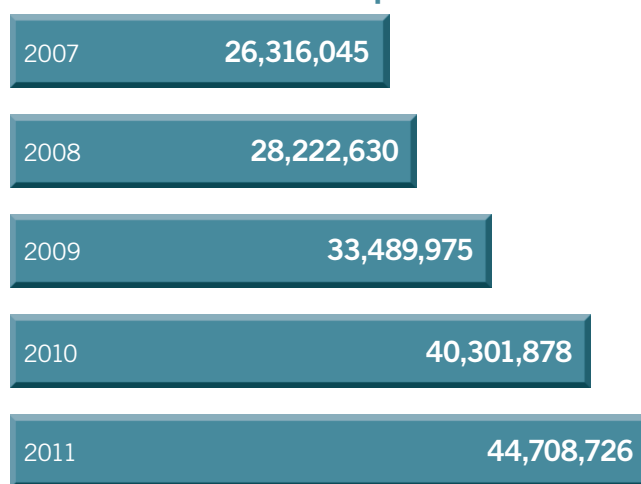


Total for 2011 = 46.2 million people
SOURCE: U.S. Department of Commerce

15%

of people in U.S. below poverty line in 2011 (down 0.1% from 2010).

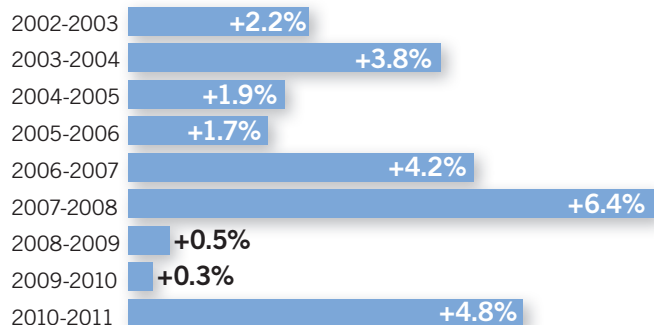
SNAP* Recipients



*Supplemental Nutrition Assistance Program (formerly called Food Stamps)
SOURCE: U.S. Department of Agriculture

FOOD INFLATION

(Annual Consumer Price Index for food at home)



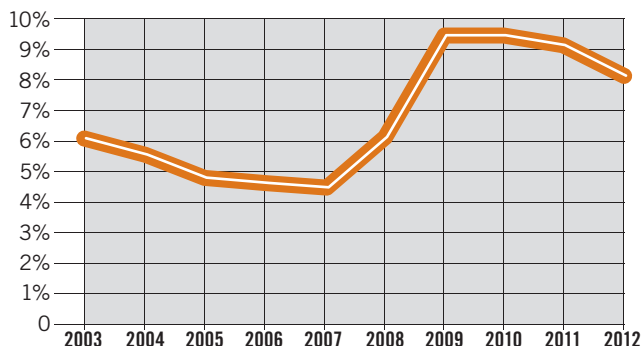
SOURCE: U.S. Department of Labor

“The middle class is still under a tremendous amount of pressure, and it feels like [the economy] is muddling along because nothing is happening very quickly.”

SCOTT MUSHKIN, analyst, Jefferies & Co.
(in this week's coverage of the 2012 SN Analysts Roundtable)

Unemployment Rates

(as of August of each year)



SOURCE: U.S. Department of Labor

Median Household Income

2002	\$53,019
2003	\$52,973
2004	\$52,788
2005	\$53,371
2006	\$53,768
2007	\$54,489
2008	\$52,546
2009	\$52,195
2010	\$50,831
2011	\$50,054

SOURCE: U.S. Department of Commerce

8.1%
decline in median household income from 2007 to 2011